



Ileri V315HX

Semi-Automatic, Pivot Action,
Two-way Mitre, Circular Saw







Heavy-duty double set of helical gears



Swivel head mitre

CAPACITIES (mm) & SPECIFICATION

			
0°	95	110 x 85	85
45°	95	80 x 80	80
Blade Size – 315 x 32		Speed – 45 & 90 rpm	
Dimensions - 600 x 1100 x 1400		Weight - 310kg	

FEATURES

- Very heavy duty
- Foot switch actuation
- Automatic head stroke, can be adjusted for different material sizes
- Heavy duty gearbox with double set of helical gears
- Robust, double-hinged pivot
- Easy, positive 45° mitre left and right
- Automatic pneumatic vice
- Split vice construction ensures material is gripped on both sides of the cut
- Self-centring of vice optimises cutting position
- 2 Speed main motor
- Adjustable bar stop 400mm
- Internal recirculating coolant pump
- Comprehensive safety specification